



# COVID-19 (Coronavirus)

Data is updated Monday - Friday. For questions, e-mail or text covid19@elkocountynv.net or call (775) 748-0204. Last updated 3/15/2021.

**Confirmed cases are initially reported in the county where the patient is TESTED. Once the epidemiological investigation is performed, the case will be reported in the county where the patient resides.**

**4627**  
TOTAL CONFIRMED CASES

**48**  
ACTIVE - CONFIRMED

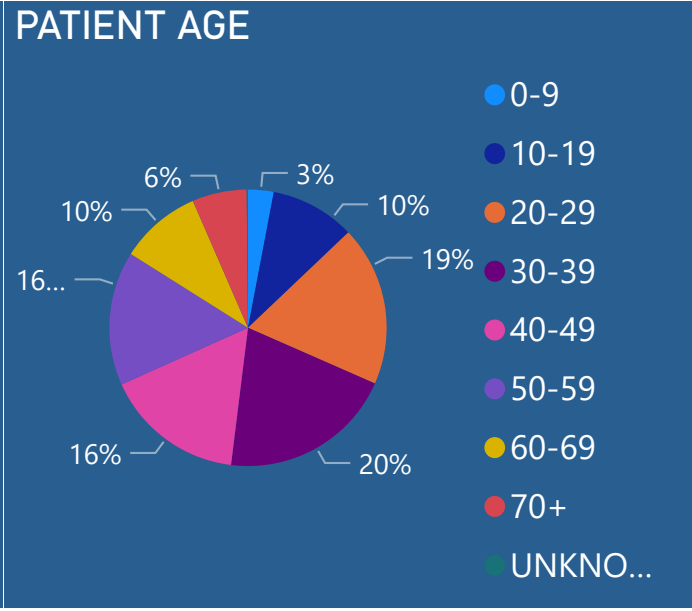
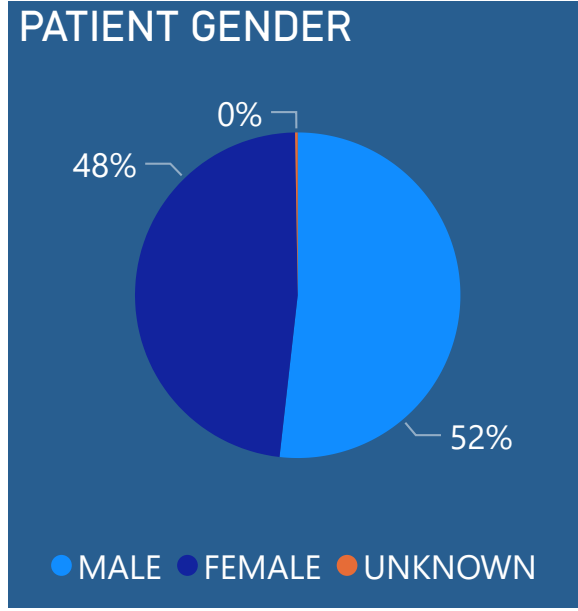
**4528**  
RECOVERED (PCR & ANTIBODY)

**51**  
DEATHS

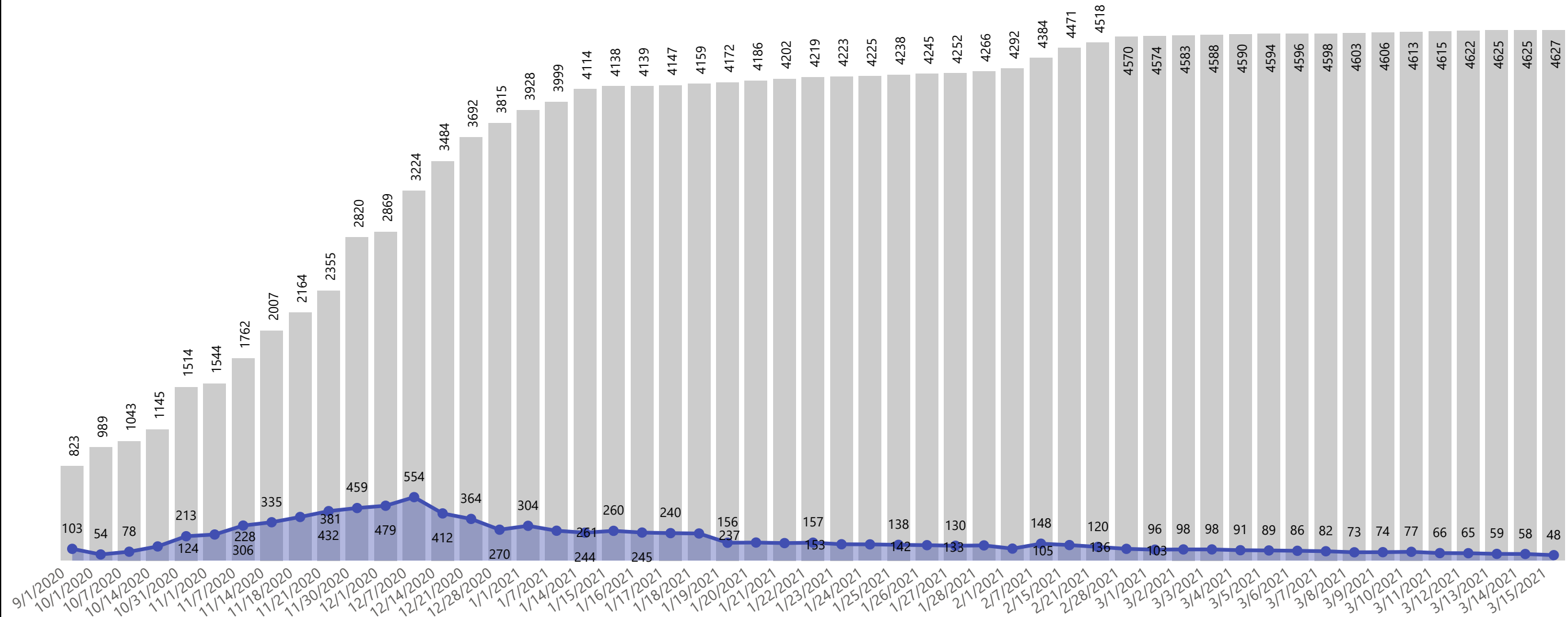
LOCATION	CONFIRMED CASES	ACTIVE CASES	RECOVERED CASES	% OF TOTAL CASES
CARLIN	110	0	107	2.38%
ELKO	2307	32	2261	49.91%
INSTITUTIONAL	111	0	94	2.40%
JACKPOT	26	0	26	0.56%
SPRING CREEK	1165	10	1147	25.21%
TRIBAL	233	4	228	5.04%
UNDER INVESTIGATION	60	2	58	1.30%
WELLS	57	0	54	1.23%
WEST WENDOVER	558	0	553	12.07%

**30,380**  
PCR TESTS PERFORMED

**8**  
CURRENT HOSPITALIZATIONS



# TOTAL CONFIRMED AND ACTIVE CASES



CASES BY DATE

● TOTAL CONFIRMED CASES ● ACTIVE CASES

**7.50%**

TEST POSITIVITY RATE

**153.00**

CASE RATE PER 100,000

**71**

AVERAGE # OF TESTS / DAY PER 100K

The Test Positivity Rate, Case Rate per 100,000, and Average # of Tests/Day per 100,000 data points are based on the Nevada Health Response dashboard. The methodology for calculating this data can be found at <https://nvhealthresponse.nv.gov>.